



Deutsche  
Qualität  
Garantiert

**METEOR**  
N-TYPE TOPCON TECHNOLOGY

# CMER-96BDS 440W-460W

More power, less degradation


**23.04%**  
MAXIMUM EFFICIENCY

**96**  
HALF CELLS

**30 YEARS**  
Performance Warranty

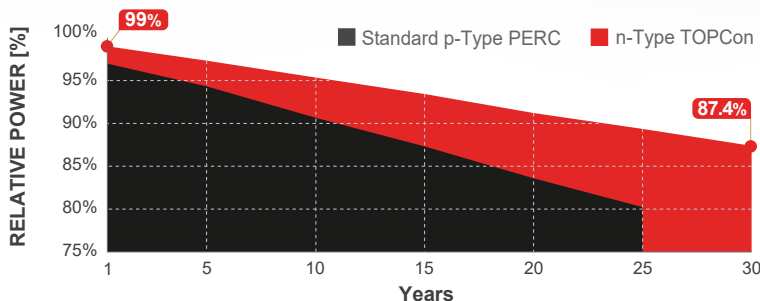
up to **30 YEARS\***  
Product Warranty

\*The regular product warranty is 15 years, please refer to the latest version of AESOLAR Limited Warranty for the duration of the product warranty under special conditions. for extensions, please contact AESOLAR staff.



- LID RESISTANT
- PID RESISTANT
- SALT CORROSION RESISTANT
- SAND RESISTANT
- AMMONIA RESISTANT
- HIGHLY STABLE AND TOUGH

## OUR PERFORMANCE WARRANTY



## SYSTEM AND PRODUCT CERTIFICATIONS

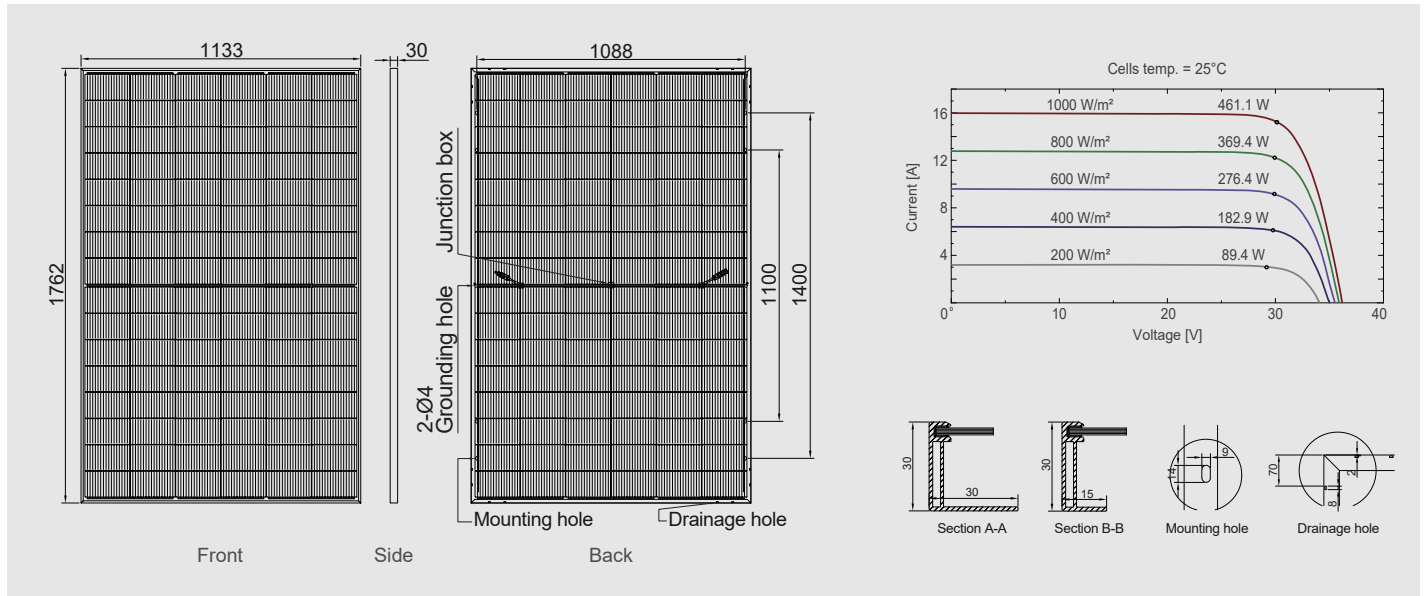


www.ae-solar.com

# AE CMER-96BDS 440W-460W

N-TYPE TOPCON TECHNOLOGY PV MODULE

BIFACIAL • DOUBLE-GLASS



## Electrical specifications (STC\*):

	$P_{max}$ (Wp)	440	445	450	455	460
Nominal max. power	$P_{max}$ (Wp)	440	445	450	455	460
Maximum operating voltage	$V_{MPP}$ (V)	29.50	29.78	30.06	30.34	30.59
Maximum operating current	$I_{MPP}$ (A)	14.92	14.95	14.98	15.01	15.04
Open-circuit voltage	$V_{oc}$ (V)	35.05	35.33	35.61	35.89	36.17
Short-circuit current	$I_{sc}$ (A)	15.89	15.93	15.96	15.99	16.10
Module efficiency	$\eta$ (%)	22.04	22.29	22.54	22.79	23.04
Power tolerance	(W)	0~+5				
Maximum system voltage	(V)	1500				
Maximum series fuse rating	(A)	30				

\*STC: Standard Test Conditions (irradiance 1000 W/m<sup>2</sup>, cell temperature 25°C and air mass of AM1.5), measurement tolerance  $P_{max}$ : ±3%

## Electrical specifications (NMOT\*):

	$P_{max}$ (Wp)	331	335	338	342	346
Nominal max. power	$P_{max}$ (Wp)	331	335	338	342	346
Maximum operating voltage	$V_{MPP}$ (V)	27.36	27.64	27.92	28.20	28.22
Maximum operating current	$I_{MPP}$ (A)	12.12	12.18	12.23	12.24	12.26
Open-circuit voltage	$V_{oc}$ (V)	32.71	32.99	33.27	33.55	33.83
Short-circuit current	$I_{sc}$ (A)	12.79	12.85	12.88	12.90	12.95

\*NMOT: Normal Module Operating Temperature (irradiance 800 W/m<sup>2</sup>, ambient temperature 20°C, air mass of AM1.5 and wind speed of 1 m/s)

## Bifacial electrical specifications

Max. power front-side										
$P_{max}$ front (Wp)	440	445		450		455		460		
Backside Power Gain	5%	10%	5%	10%	5%	10%	5%	10%	5%	10%
Total equivalent power										
$P_{max}$ equ (Wp)	462	484	467	490	473	495	478	501	483	506
Module efficiency										
$\eta$ (%)	23.15	24.25	23.42	24.53	23.68	24.81	23.95	25.09	24.20	25.35

\*Bifacial Gain: The additional gain from the back side compared to the power of the front side at the standard test condition. It depends on the mounting (structure, height, tilt angle, etc.) and albedo of the ground.

## Mechanical and design specification

Cell type	n-Type TOPCon technology, half-cut cells
No. of cells	96
Bifaciality	80 ± 5%
Front cover	1.8 mm glass, high transmission, AR coated, tempered
Encapsulation	POE
Back cover	1.8 mm white glazed glass, tempered
Junction box	IP68 rated, 3 bypass diodes
Frame	30 mm anodized aluminium alloy
Cable	1 x 4 mm <sup>2</sup> , 350 mm length or customized
Connectors	MC 4 / MC 4 compatible
Dimension	1762 mm x 1133 mm x 30 mm
Weight	23 kg
Hail resistance	Max. Ø 25 mm at 23 m/s
Wind load	2400 Pa or 244 kg/m <sup>2</sup>
Snow load	5400 Pa or 550 kg/m <sup>2</sup>
Fire rating	Class A (according to UL 790)

## Temperature ratings

Operating temperature	-40 to +85°C
Temp. coefficient of $P_{max}$	-0.29 %/°C
Temp. coefficient of $V_{oc}$	-0.24 %/°C
Temp. coefficient of $I_{sc}$	0.040 %/°C
Nom. operating cell temp. NOCT	43 ± 2°C

## Packaging information

Packaging configuration	36 pcs / pallet
Loading capacity	936 pcs / 40 HQ
Size / Pallet	1790 mm x 1140 mm x 1425 mm
Weight	875 kg / pallet

The specifications and characteristics contained in this datasheet may deviate slightly from our actual products due to the product developments and uncertainty of measurement devices. The specifications included in the datasheet are subject to change without prior notice.