

# Hi-MO 5m

(G2)

## LR5-66HPH 495~515M

- Based on M10 wafer, best choice for ultra-large power plants
- Advanced module technology delivers superior module efficiency
  - M10 Gallium-doped Wafer
  - Integrated Segmented Ribbons
  - 9-busbar Half-cut Cell
- Excellent outdoor power generation performance
- High module quality ensures long-term reliability



12-year Warranty for Materials and Processing



25-year Warranty for Extra Linear Power Output

### Complete System and Product Certifications

IEC 61215, IEC 61730, UL 61730

ISO9001:2015: ISO Quality Management System

ISO14001: 2015: ISO Environment Management System

ISO45001: 2018: Occupational Health and Safety

IEC62941: Guideline for module design qualification and type approval

**LONGI**



**21.7%**  
MAX MODULE  
EFFICIENCY

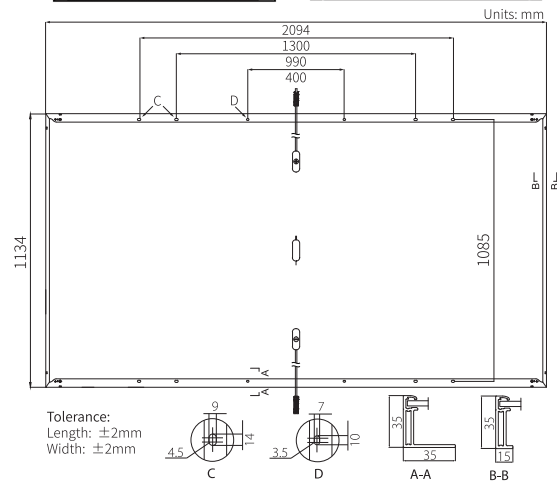

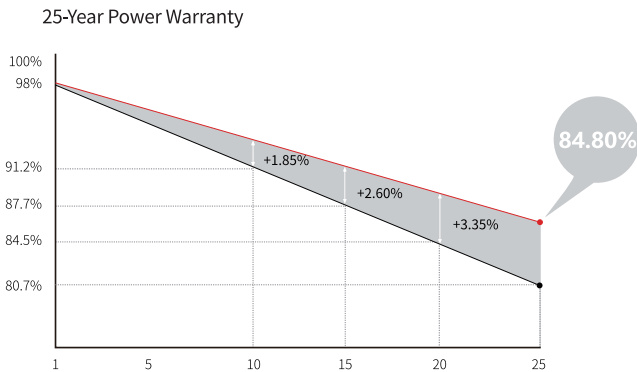
**0~3%**  
POWER  
TOLERANCE

**<2%**  
FIRST YEAR  
POWER DEGRADATION

**0.55%**  
YEAR 2-25  
POWER DEGRADATION

**HALF-CELL**  
Lower operating temperature

## Additional Value



## Mechanical Parameters

Cell Orientation	132 (6×22)
Junction Box	IP68, three diodes
Output Cable	4mm <sup>2</sup> , +400, -200mm/±1400mm length can be customized
Glass	Single glass, 3.2mm coated tempered glass
Frame	Anodized aluminum alloy frame
Weight	26.0kg
Dimension	2094×1134×35mm
Packaging	31pcs per pallet / 155pcs per 20' GP / 682pcs per 40' HC

## Electrical Characteristics

STC : AM1.5 1000W/m<sup>2</sup> 25°C    NOCT : AM1.5 800W/m<sup>2</sup> 20°C 1m/s    Test uncertainty for Pmax: ±3%

Module Type	LR5-66HPH-495M		LR5-66HPH-500M		LR5-66HPH-505M		LR5-66HPH-510M		LR5-66HPH-515M	
	STC	NOCT	STC	NOCT	STC	NOCT	STC	NOCT	STC	NOCT
Testing Condition	STC	NOCT	STC	NOCT	STC	NOCT	STC	NOCT	STC	NOCT
Maximum Power (Pmax/W)	495	370.0	500	373.7	505	377.5	510	381.2	515	384.9
Open Circuit Voltage (Voc/V)	45.40	42.69	45.55	42.83	45.70	42.97	45.85	43.11	46.00	43.25
Short Circuit Current (Isc/A)	13.82	11.17	13.90	11.24	13.97	11.30	14.05	11.36	14.13	11.42
Voltage at Maximum Power (Vmp/V)	38.23	35.51	38.38	35.65	38.53	35.79	38.68	35.93	38.83	36.07
Current at Maximum Power (Imp/A)	12.95	10.42	13.03	10.48	13.11	10.55	13.19	10.61	13.27	10.67
Module Efficiency(%)	20.8		21.1		21.3		21.5		21.7	

## Operating Parameters

Operational Temperature	-40°C ~ +85°C
Power Output Tolerance	0~3%
Voc and Isc Tolerance	±3%
Maximum System Voltage	DC1500V (IEC/UL)
Maximum Series Fuse Rating	25A
Nominal Operating Cell Temperature	45±2°C
Protection Class	Class II
Fire Rating	UL type 1 or 2 IEC Class C

## Mechanical Loading

Front Side Maximum Static Loading	5400Pa
Rear Side Maximum Static Loading	2400Pa
Hailstone Test	25mm Hailstone at the speed of 23m/s

## Temperature Ratings (STC)

Temperature Coefficient of Isc	+0.050%/°C
Temperature Coefficient of Voc	-0.265%/°C
Temperature Coefficient of Pmax	-0.340%/°C